

Quick Look Procedure Resource for NON-CRITICAL CARE staff

What to do in response to a Blood Pressure alarm

WHEN TO PERFORM

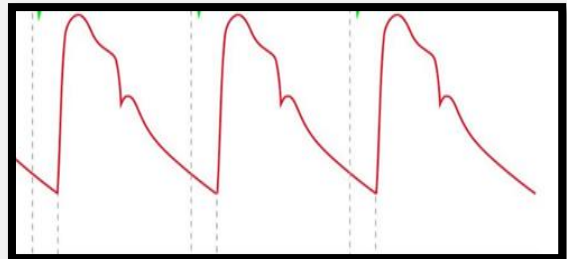
1. On hearing the Blood Pressure monitor alarm
2. On changing the patient position

HOW TO PERFORM

- a) Look at monitor to take note of why it is alarming

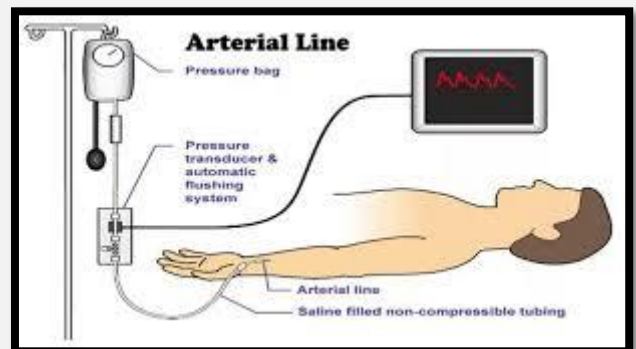
Trace similar to picture

NO-CALL FOR HELP



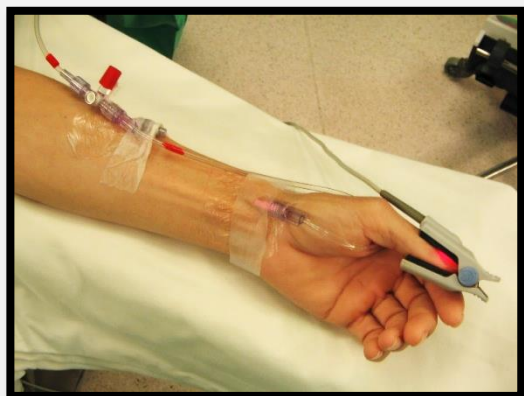
- a) Check that the pressure bag is attached to the arterial line, inflated to 300mmHg and has fluid in.

NO-CALL FOR HELP



- a) Check the site for signs of inflammation, disconnection, kinking or leaking.

CALL FOR HELP



KEY SAFETY CONCERNS/WHEN TO CALL FOR HELP

1. Mean arterial blood pressure (MAP) <65mmHg (or define parameter): call for help
2. Decreasing level of consciousness: call for help
3. Never turn alarms off
4. If leaking / bleeding turn off the three way tap – **CALL FOR HELP IMMEDIATELY**